

Doña Ana Photography Club

October 2017

Serving the community since 1955

DAPhotoClub.org

Third quarter print contest results are in!

by Julie Schmitt

At the September meeting there were 45 photo entries from 17 photographers for the third quarter Print Competition. One third of the entries received ribbons, half blue and half red, with Lonnie Ludeman counting the ballots.

The following photographers, Bob Hamre, Carl Maier and Maria Zucconi, had winning photos with very high votes of 17, almost double the votes of the other winners, clear favorites.

In addition, Bob joined the club the previous day and took home 2 ribbons, and June new-club-member Maria only submitted

Blue Ribbons

- Dave Niver (2)
- Bob Hamre
- Carl Maier
- Maria Zucconi
- Victor Gibbs
- Tabatha Granger
- Gary Spencer

Red Ribbons

- Seth Madell (2)
- Heather Tharp (2)
- EJ Choi
- Victor Gibbs
- Bob Hamre
- Julie Schmitt

one photo and won. That is all you need, one good photo! Dave Niver was another big winner with 2 blue ribbons. Congratulations to all of the winners, and a very big thank you to all who participated.



Blue ribbon winners



Red ribbon winners

Mark Your Calendar

Tuesday, October 3

DAPC 1st Tuesday Meeting

Astro Photography by

Jeff Johnson

7 p.m. SWEC

Tuesday, October 17

DAPC Regular Meeting

Theme: Poor-traits +

Photo of the Year Presentation

7 p.m. SWEC


Tuesday, November 7

DAPC Regular Meeting

Business Meeting + Elections +

Photo of the Year Contest

7 p.m. SWEC



"By a Nose" by Frank Pecastaing



"Adjust" by Alex Burr



"Thistle Flower and Hummer" by Nirmal Khandan

Themes

by Seth Madell

When I was young (probably no more than 10 or 11 years) I was presented with a rudimentary microscope. With it came with a collection of slides that revealed a tiny world of cork slivers, diminutive insects, and various other-worldly minutiae. That such things could exist on a scale smaller than my young mind could imagine was tantalizing. It was the stuff of fantasy - as unimaginable as being told that a million Earths could fit inside the Sun, or trying to figure out what happened just before time began.

It is said that "the devil is in the details." Grand schemes may be

easy to come by, but the smaller details of a project have the potential to derail even the best laid plans. An older version of that idiomatic phrase is that "God is in the detail" meaning that the details of a thing are the most important, and where its success or failure lies. Macro photography is not necessarily the study of God or Devil, but definitely of detail. It speaks to our fascination with the tiniest parts of things.

There are several common methods used in macro photography. My macro images tend to be shot with a dedicated macro lens, a tripod and a focus rail, and then combined using "focus stacking" techniques in software. Other techniques involve

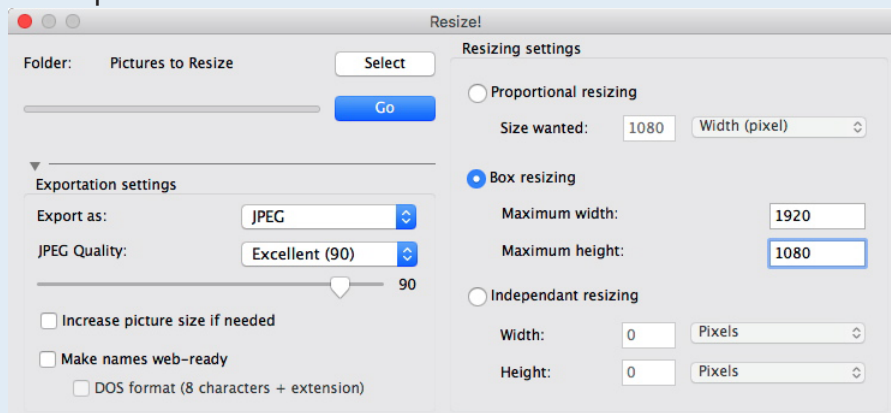
using extension rings, bellows, and even reversing the directionality of the lens. The simplest method is sometimes the most accessible one - just get really close to something and take the shot!

The theme for September was Up Close. Fifteen members submitted 45 images concentrating on the smallest of detail. Plants and flowers were prominent in 15 of those photos; insects were the subject in 7. Nirmal Khandan submitted the requisite hummingbirds! Some of our members used dedicated macro lenses of various focal lengths. Seth Madell described his use of a focus rail. Lighting was an important aspect of many photos, since the directionality and quality of lighting was shown to reveal so many details in the tiniest of textures.

Next month's theme is Poor Traits. Members should submit up to three portrait type images, especially those that reveal the subject's least admirable qualities! (Think nose-picking and unfortunate expressions!) Send them to Kristi Dixon at themes@daphotoclub.org by Saturday, Oct. 14. Include your name and a title with each photo. Photos should be in JPG format, and should not exceed 2MB in size. Keep them no bigger than 1920 pixels wide and 1080 pixels tall.

How to Resize Photos for the Monthly Theme

1. Download "Resize!" from <http://kstudio.net/re.php>
2. There are versions for Mac and for Windows - both are free.
3. Put your photo(s) into their own folder.
4. Open Resize! and use the "Select" button to find the folder with your photos.
5. Set up the rest of the window like this:



6. Clicking the Go button creates a new folder with resized photos.

October's theme:
Poor-traits

Announcements

October Meeting features Jeff Johnson

During our Tuesday, Oct. 3 meeting, Jeff will present on Astro Photography.

From Jeff: I have two telescopes for imaging that I use for different fields of view (FOV). For smaller objects, I use a larger (130mm aperture) telescope (Takahashi TOA-130F) at approx 1000mm focal length and f/7.7. For larger objects I use a 60mm aperture telescope (Takahashi FS-60C) at approx 355mm focal length and f/5.9. For my demonstration, I will be using the FS-60C and the actual laptop I use when imaging as well as the camera used. I have purposely designed a threaded optical train that allows me to (relatively) easily switch the camera between either the FS-60C or the TOA-130F telescope. Since both telescopes are refractors, the “backfocus” in each optical train is critical. For my set-up in the demonstration, I will not have the actual telescope mount. Thus, the list of demonstration hardware:

- FS-60C telescope
- QSI 540wsg astroCCD camera (2048x2048, 7.4x7.4µm)
- Starlight Xpress Lodestar off-axis guide camera (attached to QSI camera’s off-axis guide port))
- Filter wheel (internal – and built into the QSI camera)




- Laptop computer with AstroArt5 software (and also software I wrote to control camera exposure length and a filter wheel)

I will demonstrate connecting to the camera. Connecting mount (simulated) using ASCOM driver. Simulate polar alignment and 3-point alignment. Connecting filter wheel. Simulate focusing procedure. Walk through code I wrote to control acquisition of data. Walk through some basic steps I do for image data calibration as part of image-preprocessing.

Solar Eclipse Photos and the Wyoming Experience

Victor Gibbs and David Niver will be discussing what they encountered during their trips to Wyoming to photograph the Solar Eclipse during the Tuesday, Oct. 3 meeting. Victor and David had no idea that their paths would almost cross and found out afterwards that they were just 8 miles apart. David covered the Eclipse at the Divide Ranch on US Hwy. 26 near Guernsey and Victor was at Guernsey State Park with a bus tour. The experience of seeing a total Solar Eclipse was breath taking and they would recommend that if you ever get a chance you should do it.



Election of officers at the Nov. 7 Meeting

Here is the proposed slate:
President: Dale Taylor
Vice-President: David Niver

Secretary: Open
Treasurer: Debbie Hands

Nominations will be accepted from the floor on Nov. 7, or email to Julie at: publicrelations@daphotoclub.org. Dale and Dave have consistently offered their help to

the club, and are ready and willing to step up to the challenge. Debbie is currently also webmaster, and would love it if someone volunteered to be Treasurer. If you have interest in volunteering in any areas, be sure to contact the current,

or new officers when they are officially elected or attend the 2018 Planning Get-together.

New Program Chair

Tabatha Granger has agreed to be the next Program Chair and we are thrilled to have her fill the position which has been vacant for a year. The Program Chair position is the very heartbeat of the club. Everyone, give a big thanks to Tabatha when you see her. She will need help from all of you to get ideas for next year's programs and themes. A program planning get-together is being planned and all members are encouraged to come. More details to follow.

2018 Bootcamp

DAPC bootcamp begins again in January. If you are interested in teaching any presentations or volunteering to help during classes, please contact Rob Peinert.

Photo of the Year Contest Approaching

On Tuesday, Oct. 17, DAPC President Erik Winter will give ideas for what makes a good photo and provide guidelines for submitting photos for the Photo of the Year

competition. This will be a good opportunity for all of us to learn how to decide and prepare photos for entry into competitions of all sorts. The contest is open through Oct. 20.

Spotlight Member Achievements

... **Nirmal Khandan's** art is featured in the NM Farm and Ranch Heritage Museum's Arts Corridor through December 3. You can read more in the Sept. 15 Las Cruces Bulletin article here.

... **Emmitt Booher** appeared in the Las Cruces Bulletin, Sept. 1, 2017 issue. See the article here.

... **Rachel Courtney** had a ribbon cutting last month at her *Pretty Nice Creations: Everyday in Every Way* exhibit. It was in the Las Cruces Sun-News and the Las Cruces Bulletin. Rachel will also have a photograph in the group show at the Black Box Theatre - focusing on the Little Shop of Horrors theme - open during the October Ramble.

... Expansion V, the first exhibition in the gallery of the new Doña Ana Arts Council's Arts & Cultural Center, at 1740 Calle de Mercado, Mesilla, next to Paisano Café. The exhibition runs through Oct. 30. A reception for the artists is planned

for Thursday, Oct 19. Artists include **Emmitt Booher**, Sirous Partovi, **James Rodgers**, **Paul Schranz** and **Storm Sermay**. See full story here.

From the DAPC president

DAPC Members,

It has been a genuine pleasure to serve as the club President. From my beginnings with the club in 2012 to the current day, I have received much more than I've given. With every conversation and meeting, opportunities to learn, socialize and grow as a photographer are apparent.

Though my time as president began under difficult times with the passing of Pat, I hope I fulfilled both his and my goals of increasing opportunities to grow as photographers and reach a broader audience.

I am greatly looking forward to being "just another member" and increasing my photographic contributions to themes and contests. I know that the incoming leadership will continue to improve our wonderful club.

My deepest appreciation to the members for having me, to those who served alongside me, and to those who will follow,

Erik Winter



DAPC is a proud member of the PSA and we encourage you to consider becoming an individual member of PSA for more information please visit their website at www.psaphoto.org and see what they have to offer.

President, Erik Winter - president@daphotoclub.org
Vice-President, Rob Peinert - vicepresident@daphotoclub.org
Secretary, Open - secretary@daphotoclub.org
Treasurer, Debbie Hands - treasurer@daphotoclub.org
Public Relations, Julie Schmitt - publicrelations@daphotoclub.org
Programs Chair, Tabatha Granger - programs@daphotoclub.org
Member Services, Fred Moore - membership@daphotoclub.org
Photo Theme, Kristi Dixon - themes@daphotoclub.org
Newsletter, Rachel Courtney - newsletter@daphotoclub.org
Exhibits, Open - exhibits@daphotoclub.org
Website, Debbie Hands - webmaster@daphotoclub.org
Member-at-Large, Dave Brown - memberatlarge@daphotoclub.org