



Doña Ana Photography Club

May 2018

Serving the community since 1955

DAPhotoClub.org

Light Painting with Colleen Gino

On Tuesday, May 1 at 7 p.m., DAPC presents “Light Painting” with Colleen Gino, information specialist for the Magdalena Ridge Observatory, New Mexico Tech, Socorro NM.

Gino’s Flickr page contains 5,600 images in 76 photo albums, including 6 albums on various types of

light painting. Check out her photo favorites [here](#).

Colleen uses various types of lighting tools to draw light images within photos. Her imagination seems to know no bounds. A creative and experienced photographer, she will share her lighting secrets.



Night Sky Photo Field Trip to City of Rocks

A “Light Painting/Night Sky Photo Field Trip to City of Rocks State Park”, is being led by award-winning night photographer Victor Gibbs on Saturday, May 12. Victor plans to leave at 2 p.m. from the Loves Truck Stop across from the Las Cruces Airport (note time change). People should work out carpools ahead of time. Alternately, people can go early and meet there. The reserved campsites

are already taken but there are 41 non-reserved sites on first-come basis, cost \$10.

Members should look for photographic compositions before sundown. Victor would like to meet at the windmill on the west side of City of Rocks at 6:00 pm, just before sundown for a quick discussion on establishing focus in the dark (before it gets dark and is much more difficult).

[Continued on page 4](#)



Mark Your Calendar

Tuesday, May 1

DAPC Regular Meeting
“Light Painting”
with Colleen Gino
7 p.m. SWEC

Saturday, May 12

Boot Camp:
Q&A and Image Critique
9 a.m. to noon
SWEC

Saturday, May 12

Night Sky/Light Painting
Field Trip
leave Las Cruces at 2 p.m.
City of Rocks State Park

Tuesday, May 15

DAPC Meeting
“Instant Cameras?” and
Theme: Shallow Depth of Field
7 p.m. SWEC

Themes

by Seth Madell

Bear with me a bit...

The Second Law of Thermodynamics introduces us to the concept of Entropy. Although an inexact definition, entropy is sometimes understood as "randomness." The Second Law also suggests that there is a logical progression to many processes - they move forward instead of backward. Milk will not spontaneously jump out of your coffee and back into a pitcher. Water in a glass at room temperature will not spontaneously form an ice cube in the middle. Eggs do not un-scramble.

So, the forward nature of things coupled with the Second Law of Thermodynamics gives us the notion that the random nature of a system - the Universe - always increases. The chaotic is a more natural state than the ordered. Objects do not put themselves together; they break down.

Things fall apart.



"Last Stand" by Robert Hamre

And so, Decay is the natural result of existence. Avoiding decay takes work (literally) and, without that input of extra energy, decay is unavoidable. The breakdown of order is the most natural thing in the Universe. Sooner or later (don't pack your bags just yet, though...) the Universe is destined to become a giant bowl of amorphous pea soup.

The photo theme for April was Decay. Ten members submitted 30

photos for the presentation. The photos depicted decay as a process - one with a beginning, a middle, and an end. Several photos were suggestive of decay about to happen (such as the Last Stand by Robert Hamre). A second group showed the process of decay (consider All We Are is Dust in the Wind by Seth Madell). And a third group revealed items that had already decayed (such as The Wheel by EJ Choi).


Next month's theme is

Shallow Depth of Field. Members should submit up to three images using the theme as your guide. Send them to Kristi Dixon at themes@daphotoclub.org. Each photo should be in JPG format, and its file size should not exceed 2MB. Dimensions should be no larger than 1920 pixels wide and 1080 pixels tall.

The theme for June is "The Blues," and the entire schedule of themes for 2018 can be found [online](#).



"All We Are is Dust in the Wind" by Seth Madell



"The Wheel" by EJ Choi

May theme: *Shallow Depth of Field* June theme: *The Blues*

What is Light Painting?

by Julie Schmitt

You have been seeing this term show up for the last several months in the DAPC programs. Dale gave a short introduction, Colleen Gino will give a full program May 1st and Victor will do some light painting on the May 12th photo field trip.

Light painting is simply using a light source to add light to an under-illuminated subject while taking a long-exposure photograph. Light painting is similar to low light photography except the light is usually in motion. To keep yourself invisible, make sure the light source is aimed at the subject, and that you do not light up yourself. Dark clothing helps. Also, keep moving during the whole exposure. Don't stand in one place for more than a couple of seconds or you will

show up as a ghost in that spot. But if you keep moving and keep your light moving, you will not show up in the photo.

Ron Wolfe, a past president of DAPC, would put a piece of colored cellophane over the flashlight and it would turn lighted areas red or yellow or blue. Another way to light up your subject is to put the light inside or behind the building structure so the light shines out of the windows.

Colleen Gino uses a swinging light source to create light shapes within the photos. For example, you can write your name or date in lights in a photo, or create exploding fireworks or reflections that are not really there. Salvador Dali was one of the first to use light painting as we know it when



Photo demonstrating light painting inside and outside from Bob Peticolas "Milky Way Cabin"

he wrote his name into a photo with a flashlight. Light painting adds an exciting, artistic effect to a real life subject in very low light.

Check these links for more info/examples or check you tube for light painting photography tutorials: [Here](#), [here](#) and [here](#).



DAPC is a proud member of the PSA and we encourage you to consider becoming an individual member of PSA. For more information, please visit their website at www.psaphoto.org and see what they have to offer.

President, Dale Taylor - president@daphotoclub.org
Vice-President, David Niver - vicepresident@daphotoclub.org
Treasurer, Vince Gutschick - treasurer@daphotoclub.org
Education, Rob Peinert - education@daphotoclub.org
Public Relations, Carl Maier - publicrelations@daphotoclub.org
Programs Chair, Dale Taylor - programs@daphotoclub.org
Member Services, Fred Moore - membership@daphotoclub.org
Photo Theme, Kristi Dixon - themes@daphotoclub.org
Newsletter, Rachel Courtney - newsletter@daphotoclub.org
Website, Debbie Hands - webmaster@daphotoclub.org
Member-at-Large, Dave Brown - memberatlarge@daphotoclub.org

Continued from page 1

Victor plans to do some low level light painting work at the windmill later at night. This is your chance to learn from a pro. Plan to stay and enjoy daylight hiking among the giant boulders.

Directions: Drive 30 miles north of Deming via US180 to state road 61, then east (right) 3 miles to City of Rocks State Park, website: <http://www.emnrd.state.nm.us/SPD/cityofrocksstatepark.html> Web states that gates are closed 9 p.m. to 7 a.m., so you could potentially do some shooting and leave early. Email questions to Victor at: food4thoth@yahoo.com and call the park for camping details 575-536-2800.

Bob Peticolas says that "If you stay up late enough, you too can catch the Milky Way. The galactic core of the Milky Way comes over the horizon at 10:47 p.m. on May 12, and remains visible until 4:36 a.m. the next morning" – what a bonus! City of Rocks photo by Bob Peticolas.

Announcements

Saturday, May 12, 9 a.m. to noon, SW Environmental Center "Q&A and Image Critique" – this class will be a question and answer session, along with the opportunity to have your images critiqued by members of the Doña Ana Photography Club. This is your chance to ask whatever questions you may have. This is the fifth in a series of five photography workshops and anyone can attend for \$5 per class. Registration is online at www.daphotoclub.org or email Rob Peinert: education@daphotoclub.org

Tuesday, May 15, 7 p.m., DAPC program "What's New with Instant Cameras" – Rob Peinert will look at the latest in the resurgence of instant cameras. Plus the monthly photo theme, Shallow Depth of Field, will be shown at SW Environmental Center.




Storm Sermay, DAPC member, won the Judge's Award at the 2017 International Eye of the Camera with this triptych, entitled "Alternate Realities."

Call to Artists Eye of the Camera

The International Eye of the Camera, an exhibit for photographers now in its seventh year, is once again coming to El Paso's International Museum of Art this July and organizers want you to participate. El Paso Art Association (EPAA) Director Karla Zanelli has made some changes in this year's entry process, designed to encourage photographers from throughout the region to enter.

"Doña Ana Photography Club shooters have done well in the show over the years, so we are hoping to get even more participation from the club this year," Zanelli said. "It's a good time to start thinking about the show, with the deadline coming up June 24," she said.

The show won't be juried this year and entry fees are being reduced. Submit your best work, whether a beginner or advanced photographer. The EPAA will still be giving cash prizes and typically other sponsors also award prizes in the contest. Noted El Paso photographer and graphic artist Manuel Rosas will judge this year's entries



DAPC Member Kelly Briarton won "Best of Show" in the Digitally Manipulated category in 2016 with this shot, entitled "Stained Glass."

for the awards. A plus for the International Eye of the Camera exhibit is the venue. The International Museum of Art, 1211 Montana Avenue, is one of the finest exhibit spaces in the city.

"It's a thrill to have your work shown in the museum," said Will Keener, DAPC Member who won two awards in last year's show. "It's a well-lit, spacious environment for the photos." The show also brings together some of the better regional photographers, he said. "It's a good place to see what others are working on."

This year's exhibit will run from the opening, July 8, through August 1. Details on entry requirements for the 2018 show are available on the EPAA website, elpasoartassociation.com.

Purchase Prize Show

The Grant County Art Guild's 33rd Annual Purchase Prize Show dates and some new specifications have been announced. This show is legendary and the \$1500 Best of Show purchase prize and other generous cash awards draws in artists from across the state of New Mexico. The show will open with a gala reception on September 25 and will also be available for viewing and for purchases September 28 to 30 and again on October 5 to 8. Entry forms are due with a postmark date of no later than August 2. The entry forms as well as complete information are available online at www.gcag.org.

In keeping with the western theme, this year's show is titled "The Enduring West". We ask those considering entering the Purchase Prize Show to please note that after all these years – some changes have been made in the requirements and scope of the show. The show is now open to and has its own category for photography. And also, the minimum age limit of 18 has been removed. The Guild would love to see some young artists competing! Also, for the purpose of jurying, digital images of work entered, as well as printed images are accepted. Framing guidelines have been relaxed and canvas wraps are acceptable.

Watch for upcoming announcements on the judge selection and the annual 3 day workshop that is led by the visiting judge for the Purchase Prize Show. You may also go to www.gcag.org to find complete information on the Grant County Art Guild, this and other annual shows. If you have questions on the show or if you would like to have an application mailed to you may email fevafotos@gmail.com or call 575-590-1588.




Members in the news

Photographing Birds of Organ Mountain workshop will be held from 3 to 5 p.m. Sunday, May 13 at the Dripping Springs Natural Area.

Join this workshop led by **Nirmal Khandan** and learn how to take beautiful photos of the birds in our mountains. He will share tips and techniques on attracting birds, creating pleasing composition, setting exposure & lighting, and so much more. You will become adept at capturing a world of color and movement from the deep yellow of a verdin to the blue of a Woodhouse's Scrub Jay.

Open to intermediate photographers. Interest in birds recommended. Must have DSLR camera with a minimum of 300 mm lens. Will be stationary, but please bring water and wear appropriate clothing.

For reservations, email dbarraza@blm.gov or call



photos by Nirmal Khandan

575-525-4487. Limited to 10 people.

New Mexico State University Art Gallery, in collaboration with The Las Cruces Museum of Art presents Here and Now, a regional, juried exhibition featuring works in all media. The exhibition opens in the University Art Gallery on Thursday, May 24, and continues through Saturday, July 14, 2018. An artists' reception will be held on Friday, June 2, from 5pm to 8pm at both the Museum of Art and the University Art Gallery venues.

HERE & NOW

Regional Juried Exhibition 2018



Here and Now includes works created by artists living and working within a 150 mile radius of Las Cruces. Paintings, prints, photographs, video, ceramics, and sculpture highlight the diverse approaches to creative expression found in Southern New Mexico and West Texas. The show continues in the Gallery through July 14, and in the Museum of Art through July 21. The Las Cruces Museum of Art opens Here and Now on Friday, May 11. The show continues in the LMOA through July 21.

DAPC member **Karen Conley** will have photos in the show.

Karen Conley is participating in the 2018 BFA show in NMSU's Wells Hall 6:30 to 8:30 p.m., Friday, April 27. The show is open one night.

For 38 years, KCOS has hosted an annual Art Auction in support of public television serving El Paso, Las Cruces, and Ciudad Juarez.

The KCOS Art Auction hosts a juried art show awarding prizes in the following four categories and a Best in Show.

- Local Flavor - a celebration of the



"Sunlight Serenity" by Kelly Briarton


best of the Paso del Norte region in all mediums

- Figurative - a celebration of human form and representations of animals.
- Still Life and Landscapes - still life and non-regional landscapes in all mediums.
- Contemporary & Mixed media - abstract, non-objective works, three dimensional works in all media, including photography

and functional art.

This year's show was judged by the El Paso Museum of Art. **Kelly Briarton** earned the contemporary and mixed media category with this photo "Sunlight Serenity."

Kelly Briarton has photos exhibited at Central Cultural Paso Norte in Juarez.



"Líneas Negrita" by Kelly Briarton



"Infancia Feliz" by Kelly Briarton